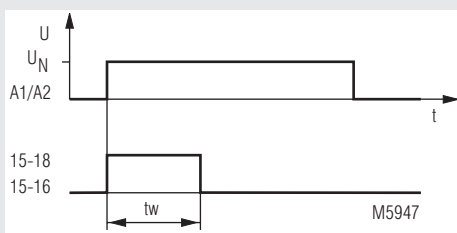


MINITIMER Fleeting Action Relay IK 7826



- According to IEC/EN 61 812-1
- Fleeting action 0.05 ... 1 s, adjustable
- Fleet make contact
- Repeat accuracy $\leq 0.5 \% + 10 \text{ ms}$
- Pushbutton for manual actuation of the contact
- 1 changeover contact for 16 A
- Width 17.5 mm

Function Diagram



Approvals and Markings



Applications

- Time-dependent controllers

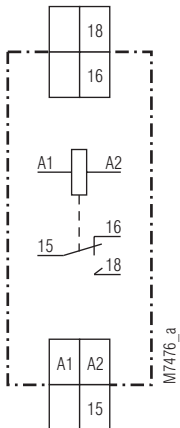
Indicators

Push button: pressed, when relay energized

Notes

A change of time setting is accepted directly.
If during elaps of time the time setting is changed, the output relay may switch unintentionally!

Circuit Diagram



Connection Terminals

Terminal designation	Signal description
A1	L / +
A2	N / -
15, 16, 18	Changeover contacts

Technical Data

Fleeting action:	0.05 ... 1 s
Tolerance of end value:	- 5 ... + 25 % of nominal value
Time setting:	stepless, 1:20 on relative scale
Recovery time:	approx. 60 ms (during time run-down) approx. 700 ms (after time run-down)
Repeat accuracy:	< ± 0.5 % + 10 ms
Voltage influence:	< 1 % over voltage range
Temperature influence:	< 0.1 % / K

Input

Nominal voltage U_N:	AC 24, 127, 230 V DC 24 V
Voltage range:	90 ... 110 % U_N
Release voltage:	15 % U_N
Nominal frequency:	50 Hz
Frequency range:	± 5 %
Nominal consumption	
AC:	2.3 VA
DC:	1.5 W

Output

Contacts	IK 7826.71:	1 changeover contact (fleet make contact)
Contact material:		AgSnO ₂
Measured nominal voltage:		AC 250 V
Release time of the contacts:		< 30 ms
Thermal current I_{th}:		16 A
Electrical life		at 500 switching cycles / h
under ohmic load AC 230 V:		6 A 150 x 10 ⁴ switching cycles 10 A 72 x 10 ⁴ switching cycles 16 A 12 x 10 ⁴ switching cycles
Inductive load cos φ 0.6:		10 A 10 x 10 ⁴ switching cycles
DC load:		see arc limit curve
Permissible switching frequency:		1000 switching cycles / h
Short circuit strength		
max. fuse rating:		16 A gG / gL IEC/EN 60 947-5-1
Mechanical life:		> 3 x 10 ⁶ switching cycles

General Data

Operating mode:	Continuous operation	
Temperature range		
Operation:	- 20 ... + 45 °C	
Storage:	- 25 ... + 70 °C	
Relative Luftfeuchte:	95 % at 40 °C	
Betriebshöhe:	< 2,000 m	
Clearance and creepage distances		
rated impulse voltage / pollution degree:	4 kV / 2 (basis insulation) IEC 60 664-1	
Overvoltage category:	III	
Insulation test voltage, type test:	2,5 kV; 1 min	
EMC		
Electrostatic discharge:	8 kV (air)	IEC/EN 61 000-4-2
HF irradiation		
80 MHz ... 2.7 GHz:	10 V / m	IEC/EN 61 000-4-3
Fast transients:	2 kV	IEC/EN 61 000-4-4
Surge voltages between		
wires for power supply:	1 kV	IEC/EN 61 000-4-5
between wire and ground:	2 kV	IEC/EN 61 000-4-5
HF-wire guided:	10 V	IEC/EN 61 000-4-6
Interference suppression:	Limit value class B	EN 55 011

Technical Data

Degree of protection		
Housing:	IP 40	IEC/EN 60 529
Terminals:	IP 20	IEC/EN 60 529
Housing:	Thermoplastic with V0 behaviour according to UL subject 94	
Vibration resistance:	Amplitude 0.35 mm, frequency 10 ... 55 Hz IEC/EN 60 068-2-6	
Climate resistance:	20 / 045 / 04 IEC/EN 60 068-1	
Terminal designation:	EN 50 005	
Wire connection:	DIN 46 228-1/-2/-3/-4	
Cross section:	2 x 2.5 mm ² solid or 2 x 1.5 mm ² stranded ferruled	
Stripping length:	10 mm	
Wire fixing:	Flat terminals with self-lifting clamping piece IEC/EN 60 999-1	
Fixing torque:	0.8 Nm	
Mounting:	DIN rail IEC/EN 60 715	
Weight:	100 g	

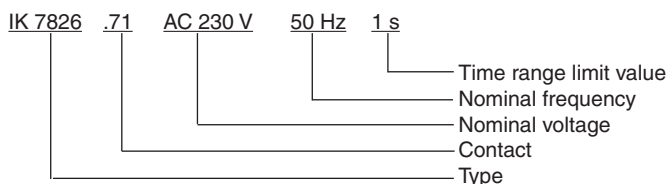
Dimensions

Width x height x depth: 17.5 x 89 x 58 mm

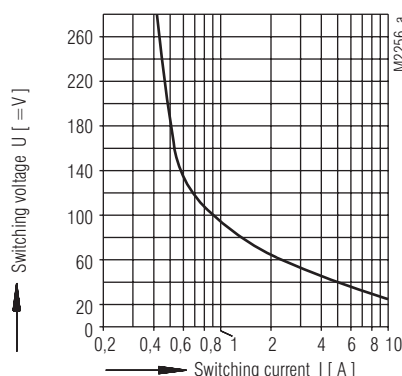
Standard Type

IK 7826.71	AC 230 V	50 Hz	0.05 ... 1 s
Article number:	0043114		
• Output:	1 changeover contact (fleet make contact)		
• Nominal voltage U_N :	AC 230 V		
• Fleeting action:	0.05 ... 1 s		
• Width:	17.5 mm		

Ordering Example



Characteristic



safe braking, no continuous arcing
max. 1000 switching cycles / h
contact spacing min. 0.6mm

Arc limit curve